


Phonics













































What is Phonics?



- ❑ Children have 20 mins daily discrete phonics lessons.
- ❑ Children are taught to read by breaking down words into separate **sounds** or 'phonemes'. They are then taught how to **blend** these sounds together to read the whole word.
- ❑ There are around 40 different sounds.



a 	o 	x 	t 	e 	p 	r 	i 	n 	m 	h 	b 	d 	g 
s ss 	c k ck 	q qu 	u oo 	j 	y 	ch 	sh 	th 	w wh 				
v 	f ff ph 	ow ou 	l ll 	oa ow oe o e 	oo ue ew u e 	ar 							
ng 	z zz 	ai ay a e 	ear 	igh ie i e 	ee e e ea 	air 							
ure 	oi oy 	or aw au 	er ur ir 	I no go the to into he she we me be was									
you	they	all	are	my	her	said	have	like	so	do	come	some	
		were	there	little	one	when	out	what					

What is the Year 1 phonics check?

- ❑ Every Year 1 child in the country will take the statutory phonics screening check in the same week in June.
- ❑ The check is very similar to tasks the children already complete in phonics lessons.
- ❑ The focus of the check is to provide evidence of children's decoding and blending skills, not to test their vocabulary or comprehension.



What will the children do?

- ❑ Each check will take approximately 10 minutes to complete on a 1:1 basis with a member of staff
- ❑ Children will be asked to 'sound out' a word blend the sounds together. e.g. d-o-g - dog
- ❑ The check will consist of 40 words and non-words.
- ❑ Children will be told if the word is a real or 'alien' word, with a corresponding alien image.



Why does the Year 1 Screening Check include non-real words?

'Beginning readers need to understand that they do not have to know the meaning of every word they read. They need to be confident that when they encounter an unfamiliar word they can decode it, even if it has no meaning to them.'

(DFE - The Importance of Phonics: Securing Confident Reading)

Examples of words

in

at

beg

sum


ot



vap



osk



ect



More examples of real and alien words

steck

hild

quemp

shin

gang

week

chill

grit

More examples

stroft

day

slide

newt

phone

blank

trains

strap

scribe

Putting ourselves into the children's shoes. Can you read the words below?

Squiffsquiddle

Spitzwargler

Shardlelly

Gunzleswipe

Bunkledoodle

Schweinwein

Ankylosaurus

Archaeopteryx

Plesiosaurus

Pachycephalosaurus

Seismosaurus

How will it be administered?

- ❑ The class teacher or TA will conduct all screening checks with the children.
- ❑ The children will complete the check on a one to one basis in a quiet area of the school.
- ❑ We are not permitted to indicate to the children at the time whether they have correctly sounded out and / or blended the word.



And the results...?

- ❑ The children will be scored against a national standard [last year 32/40]
- ❑ We will inform you of whether your child is “working towards” or “working at” the standard as part of your child’s end of year report. If your child’s score falls below the national standard [working towards] they will re-take the Phonics Screening Check at the end of Year 2.

When will it happen?

- ❑ The screening will take place throughout the week beginning

Monday 10th June.

- ❑ It has been designed so that children of all abilities will be able to take part.



How can you help?

Children can practise their phonics by playing games online. A useful website is www.phonicsplay.co.uk where many of the games are free to access. The children particularly like -

- * Buried Treasure
- * Dragons Den
- * Picnic on Pluto



How can you help?

Encourage your child to use their knowledge of sounds to work out the words when reading and spelling.

Digraph- 2 letters making one sound: **Cow**-the children should say this as c-ow and not c-o-w

Trigraphs- 3 letters making one sound: **Night**-the children should say this as n-igh-t and not n-i-g-h-t which does not sound like night.

Split digraphs- 2 vowels with a consonant in between. This used to be known as the "magic e" but is now called a split digraph e.g. **spine** - i_e **home** - o_e **cube** - u_e

How can you help?

REMEMBER: Phonics is not the only way you become a good reader. Continue to read with your child each night and encourage them to:

- ☐ Sound out, re-read to check it makes sense, and use pictures for clues.
- ☐ Ask questions about the book;
- ☐ And most importantly **ENJOY READING!**



Questions?

